




SPECIFICATION SHEET

CELLULAR ANTENNA

MESSERS.	
DESCRIPTION	GSM/3G ANTENNA
PART No.	FES-7A0D

ACCEPTANCE		
PREPARED	CHECKED	APPROVED
/	/	/

SUPPLIER		
PREPARED	CHECKED	APPROVED
		
09/05	09/05	09/05

◆ INDEX

— INDEX	----- 2
— REVISION HISTORY	----- 2
— APPLICATIONS	----- 3
— ELECTRICAL SPECIFICATION	----- 3
— MECHANICAL & ENVIRONMENTAL SPECIFICATION	----- 3
— ANTENNA DIMENSION	----- 4
— RADIATION PATTERN	----- 5

◆ REVISION HISTORY

NO	DATE	REVISION	NOTE	AUTHORS
1	2024.09.05	00	First Draft	LEE.

◆ APPLICATIONS

- MOBILE STATION, BASE STATION SYSTEM
- VOICE CALLS SHORT MESSAGES
- VEHICLE TRACKING ENERGY SYSTEM, MOBILE TV etc. OTHERS

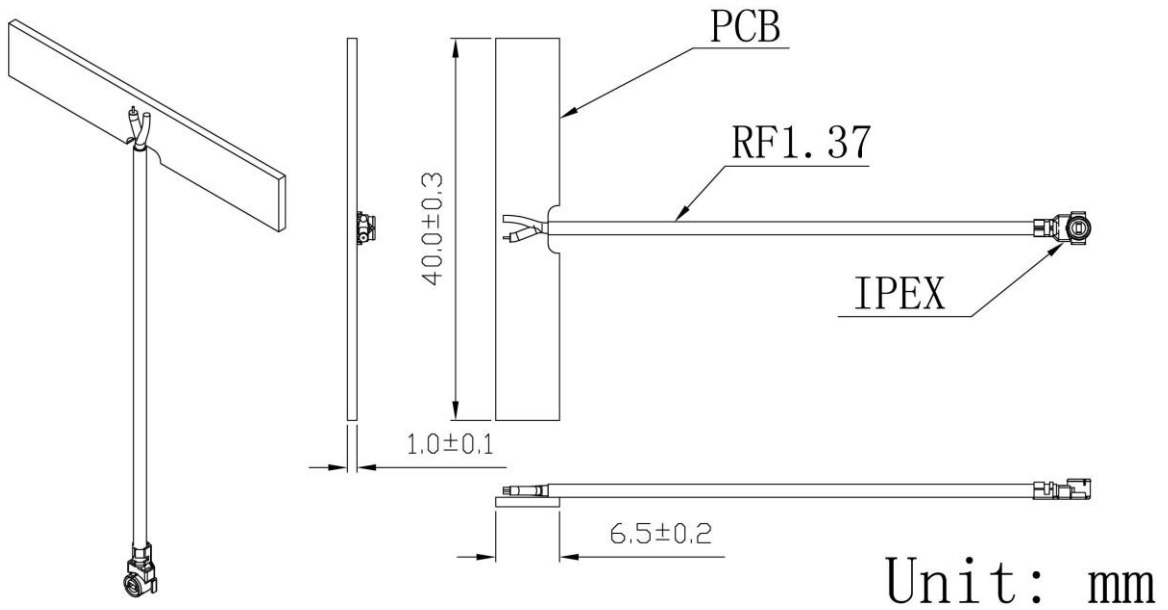
◆ ELECTRICAL SPECIFICATION

ITEM		SPECIFICATIONS
Antenna	Frequency Range	824~960/1920-2170MHz
	Polarization	Linear
	Gain	2dBi
	V.S.W.R	< 3.0
	Impedance	50Ω

◆ MECHANICAL AND ENVIRONMENTAL SPECIFICATION


ITEM	SPECIFICATIONS
Cable	RF1.13/RF1.37
Connector	IPEX/MCF
Mounting Method	Adhesive
Dimensions	40.0x6.5x1.0±0.3mm
Operating Temperature	-40°C~+85°C
Vibration	10 to 55Hz with 1.5mm amplitude 2hours
Environmentally Friendly	ROHS Compliant

◆ **ANTENNA DIMENSION**

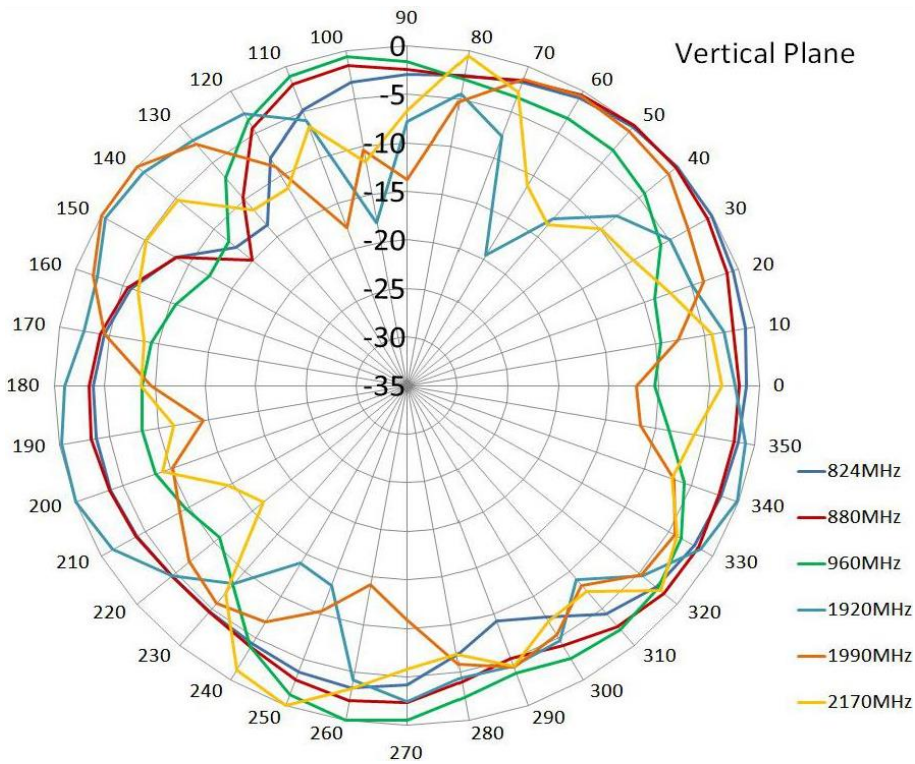
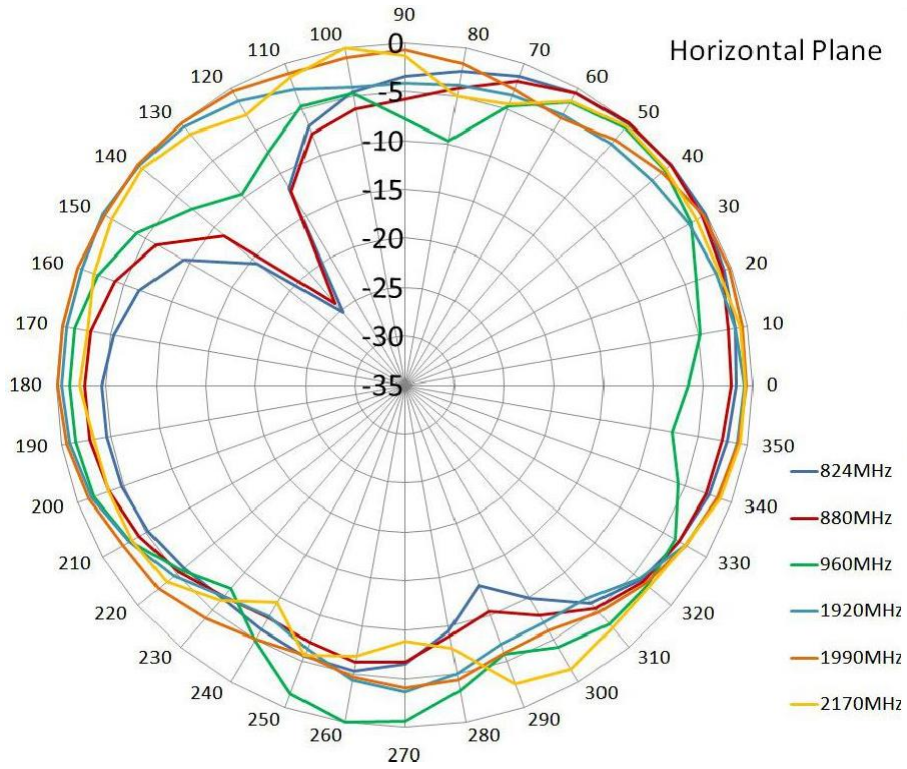


➤ **Customizable Cable and Connector**

● **Antenna Image**



◆ RADIATION PATTERN



❖ 2G/3G FREQUENCY BAND

GSM/DCS/PCS/CDMA/GPRS BANDS

Bands	Frequency
GSM850	824-896MHz
GSM900	880-960MHz
DCS	1710-1880MHz
PCS	1850-1990MHz
CDMA	1920-2170MHz