




# SPECIFICATION SHEET

## DAB+Radio Combination Antenna

MESSERS.	
DESCRIPTION	VEHICLE ANTENNA
PART No.	FES-4G0B

ACCEPTANCE		
PREPARED	CHECKED	APPROVED
/	/	/

SUPPLIER		
PREPARED	CHECKED	APPROVED
		
09/05	09/05	09/05

**◆ INDEX**

— INDEX	----- 2
— REVISION HISTORY	----- 2
— ELECTRICAL SPECIFICATION	----- 3
— MECHANICAL & ENVIRONMENTAL SPECIFICATION	----- 3
— ANTENNA DIMENSION	----- 4

**◆ REVISION HISTORY**

NO	DATE	REVISION	NOTE	AUTHORS
1	2024.09.05	00	First Draft	LEE.

### ◆ ELECTRICAL SPECIFICATION

ITEM		SPECIFICATIONS
DAB Antenna	Frequency Range	174~237MHz/1452~1492MHz
	Polarization	Linear
	Gain	10±2dB
	Supply Voltage	12V DC
	Impedance	50Ω

FM/AM Antenna	Frequency Range	520~1629KHz/76~108MHz
	Polarization	Linear
	Gain	AM:6dB FM:7dB
	Supply Voltage	12V DC
	Impedance	AM < 90 pF FM:75~150 Ω

### ◆ MECHANICAL AND ENVIRONMENTAL SPECIFICATION

ITEM	SPECIFICATIONS
Cable	RG174
Connector	FME+M10×0.75+6.3 DIN 46340
Mounting Method	Screw
Dimensions	ø30.6x280.0±5.0mm
Operating Temperature	-40°C~+85°C
Vibration	10 to 55Hz with 1.5mm amplitude 2hours
Environmentally Friendly	ROHS Compliant

◆ **ANTENNA DIMENSION**



➤ **Customizable Cable and Connector**

● **Antenna Image**

